



GORTEKS
LINGERIE

SPRING/SUMMER 2022 COLLECTION



GORTEKS
LINGERIE

SPRING/SUMMER 2022 COLLECTION



AURA

Model wears
AURA/B2 and AURA/S



AURA/B2
SOFT BRA B-204

Sizes: 36-42



AURA/B3
HALF-PADDED BRA B-309

65 D-H, 70 C-J, 75 B-K,
80 B-K, 85 B-K, 90 B-J,
95 B-I, 100 C-H



AURA/B4
PADDED BRA B-407

65 C-H, 70 B-H, 75 B-H,
80 B-H, 85 B-H, 90 B-H,
95 B-G, 100 D-F



AURA/S
THONG

Sizes: 36-46



AURA/F
PANTY

Sizes: 36-48



CALYPSO

Model wears

CALYPSO/B2 and CALYPSO/F



CALYPSO/B2

SOFT BRA B-205

65 E-J, 70 D-J, 75 C-J,
80 B-J, 85 B-J, 90 B-J,
95 B-I, 100 D-H



CALYPSO/S

THONG

Sizes: 36-46



CALYPSO/F

PANTY

Sizes: 36-48





CHARLIZE

Model wears
CHARLIZE/PG1 and CHARLIZE/F



CHARLIZE/PG1
PUSH-UP HALF-CORSET PG-103

65 B-F, 70 A-F, 75 A-E,
80 B-D, 85 B-C



CHARLIZE/B2
SOFT BRA B-203

65 B-F, 70 A-F, 75 A-E,
80 B-D, 85 B-C



CHARLIZE/B4
PADDED BRA B-402

65 C-H, 70 B-H, 75 B-H,
80 B-H, 85 B-H, 90 B-H,
95 B-C, 100 D-F



CHARLIZE/S
THONG

Sizes: 36-46



CHARLIZE/F
PANTY

Sizes: 36-48



CHARLIZE/K
CAMISOLE

Sizes: 36-46



CHARLIZE/BO
BODY

Sizes: 36-46



CLIO

*Model wears
CLIO/K*



CLIO/B2

SOFT BRA B-204A

65 B-F, 70 A-F, 75 A-E,
80 B-D, 85 B-C



CLIO/K

CAMISOLE

Sizes: 36-46



CLIO/B4

PADDED BRA B-406

65 C-H, 70 B-H, 75 B-H,
80 B-H, 85 B-H, 90 B-H,
95 B-G, 100 D-F



CLIO/S

THONG

Sizes: 36-46



CLIO/F

PANTY

Sizes: 36-48



DAPHNE

*Model wears
DAPHNE/BO*



DAPHNE/B1
PUSH-UP BRA B-103

65 B-F, 70 A-F, 75 A-E,
80 B-D, 85 B-C



DAPHNE/BO
BODY

Sizes: 36-46



DAPHNE/B3
HALF-PADDED BRA B-301

65 C-H, 70 B-H, 75 B-H,
80 B-H, 85 B-H, 90 B-H,
95 B-G, 100 D-F



DAPHNE/F
PANTY

Sizes: 36-48




DAPHNE/FW
HIGH WAIST PANTY

Sizes: 36-48



*Model wears
DAPHNE/BO*



*Model wears
DIONE/B1*



DIONE

*Model wears
DIONE/B2 and DIONE/S*



DIONE/B1
PUSH-UP BRA B-101

65 B-F, 70 A-F, 75 A-E,
80 B-D, 85 B-C



DIONE/B2
SOFT BRA B-203

65 B-F, 70 A-F, 75 A-E,
80 B-D, 85 B-C



DIONE/B3
HALF-PADDED BRA B-302A

65 D-H, 70 C-J, 75 B-K,
80 B-K, 85 B-K, 90 B-J,
95 B-I, 100 C-H



DIONE/S
THONG

Sizes: 36-46



DIONE/F
PANTY

Sizes: 36-48



EUPHORIA

Model wears
EUPHORIA/B2 (B-203), EUPHORIA/S and EUPHORIA/PPW



EUPHORIA/B2

SOFT BRA B-203

65 B-F, 70 A-F, 75 A-E,
80 B-D, 85 B-C



EUPHORIA/B2

SOFT BRA B-205

65 E-J, 70 D-J, 75 C-J,
80 B-J, 85 B-J, 90 B-J,
95 B-I, 100 D-H



EUPHORIA/B3

HALF-PADDED BRA B-301

65 C-H, 70 B-H, 75 B-H,
80 B-H, 85 B-H, 90 B-H,
95 B-G, 100 D-F



EUPHORIA/S

THONG

Sizes: 36-46



EUPHORIA/F

PANTY

Sizes: 36-48




EUPHORIA/PPW

GARTER BELT

Sizes: 36-48



*Model wears
EUPHORIA/B2 (B-205), EUPHORIA/F and EUPHORIA/PPW*



*Model wears
Febe/B1 and Febe/S*



FEBE

*Model wears
FEBE/B1 and FEBE/S*



FEBE/B1

PUSH-UP BRA B-103

65 B-F, 70 A-F, 75 A-E,
80 B-D, 85 B-C



FEBE/B4

PADDED BRA B-402

65 C-H, 70 B-H, 75 B-H,
80 B-H, 85 B-H, 90 B-H,
95 B-G, 100 D-F



FEBE/S

THONG

Sizes: 36-46



FEBE/F

PANTY

Sizes: 36-48



HARMONY

Model wears

HARMONY/B2 (B-203) and HARMONY/F



HARMONY/B2

SOFT BRA B-203

65 B-F, 70 A-F, 75 A-E,
80 B-D, 85 B-C



HARMONY/B2

SOFT BRA B-205

65 E-J, 70 D-J, 75 C-J,
80 B-J, 85 B-J, 90 B-J,
95 B-I, 100 D-H



HARMONY/B3

HALF-PADDED BRA B-301

65 C-H, 70 B-H, 75 B-H,
80 B-H, 85 B-H, 90 B-H,
95 B-G, 100 D-F



HARMONY/S

THONG

Sizes: 36-46



HARMONY/F

PANTY

Sizes: 36-48



IRIS

Model wears
IRIS/B4 and IRIS/F



IRIS/B1
PUSH-UP BRA B-103
65 B-F, 70 A-F, 75 A-E,
80 B-D, 85 B-C



IRIS/B2
SOFT BRA B-203
65 B-F, 70 A-F, 75 A-E,
80 B-D, 85 B-C



IRIS/B4
PADDED BRA B-406
65 C-H, 70 B-H, 75 B-H,
80 B-H, 85 B-H, 90 B-H,
95 B-G, 100 D-F



IRIS/S
THONG
Sizes: 36-46



IRIS/F
PANTY
Sizes: 36-48



MOON

*Model wears
MOON/B4 and MOON/FW*



MOON/B1
PUSH-UP BRA B-107
65 B-F, 70 A-F, 75 A-E,
80 B-D, 85 B-C



MOON/B2
SOFT BRA B-203
65 B-F, 70 A-F, 75 A-E,
80 B-D, 85 B-C



MOON/B4
PADDED BRA B-406
65 C-H, 70 B-H, 75 B-H,
80 B-H, 85 B-H, 90 B-H,
95 B-G, 100 D-F



MOON/S
THONG
Sizes: 36-46



MOON/FW
HIGH WAIST PANTY
Sizes: 36-48



MOON/BO
BODY
Sizes: 36-46



MOON/F
PANTY
Sizes: 36-48



ONYX

*Model wears
ONYX/B2 and ONYX/FW*



ONYX/B2

SOFT BRA B-206

65 E-J, 70 D-J, 75 C-J,
80 B-J, 85 B-J, 90 B-J,
95 B-I, 100 D-H



ONYX/S

THONG

Sizes: 36-46



ONYX/F

PANTY

Sizes: 36-48



ONYX/FW

HIGH WAIST PANTY

Sizes: 36-48





PAMELA

Model wears

PAMELA/B2 and PAMELA/F



PAMELA/B2

SOFT BRA B-201

65 C-H, 70 B-H, 75 B-H,
80 B-H, 85 B-H, 90 B-H,
95 B-G, 100 D-F



PAMELA/S

THONG

Sizes: 36-46



PAMELA/F

PANTY

Sizes: 36-48





PERSE

Model wears
PERSE/B4 and PERSE/F



PERSE/B1
PUSH-UP BRA B-103
65 B-F, 70 A-F, 75 A-E,
80 B-D, 85 B-C



PERSE/B2
SOFT BRA B-203
65 B-F, 70 A-F, 75 A-E,
80 B-D, 85 B-C



PERSE/B4
PADDED BRA B-407
65 C-H, 70 B-H, 75 B-H,
80 B-H, 85 B-H, 90 B-H,
95 B-G, 100 D-F



PERSE/S
THONG
Sizes: 36-46



PERSE/F
PANTY
Sizes: 36-48



*Model wears
PERSE/B4 and PERSE/S*



*Model wears
POEMA/B4*



POEMA

Model wears

POEMA/B4 (B-411) i POEMA/S



POEMA/B2
SOFT BRA B-204

Sizes: 36-42



POEMA/B4
PADDED BRA B-401

65 B-F, 70 A-F, 75 A-E,
80 B-D, 85 B-C



POEMA/B4
PADDED BRA B-411

65 C-H, 70 B-H, 75 B-H,
80 B-H, 85 B-H, 90 B-H,
95 B-G, 100 D-F



POEMA/S
THONG

Sizes: 36-46



POEMA/F
PANTY

Sizes: 36-48



PORTO

*Model wears
PORTO/BO*



PORTO/B1
PUSH-UP BRA B-103

65 B-F, 70 A-F, 75 A-E,
80 B-D, 85 B-C



PORTO/B2
SOFT BRA B-204A

65 B-F, 70 A-F, 75 A-E,
80 B-D, 85 B-C



PORTO/B4
PADDED BRA B-402

65 C-H, 70 B-H, 75 B-H,
80 B-H, 85 B-H, 90 B-H,
95 B-G, 100 D-F



PORTO/S
THONG

Sizes: 36-46



PORTO/F
PANTY

Sizes: 36-48



PORTO/BO
BODY

Sizes: 36-46



THALIA

Model wears
THALIA/B2 and THALIA/FW



THALIA/B1
PUSH-UP BRA B-107

65 B-F, 70 A-F, 75 A-E,
80 B-D, 85 B-C



THALIA/B2
SOFT BRA B-210

65 B-F, 70 A-F, 75 A-E,
80 B-D, 85 B-C



THALIA/B4
PADDED BRA B-406

65 C-H, 70 B-H, 75 B-H,
80 B-H, 85 B-H, 90 B-H,
95 B-G, 100 D-F



THALIA/F
PANTY

Sizes: 36-48

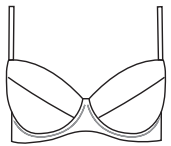


THALIA/FW
HIGH WAIST PANTY

Sizes: 36-48

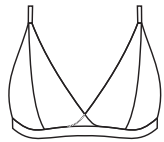
CONSTRUCTIONS

SPRING/SUMMER 2022 COLLECTION



DIONE/B1

B-101



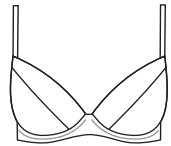
AURA/B2
CLIO/B2
POEMA/B2
PORTO/B2

B-204 | B-204A



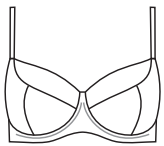
AURA/B3

B-309



DAPHNE/B1
FEBE/B1
IRIS/B1
PERSE/B1
PORTO/B1

B-103



CALYPSO/B2
EUPHORIA/B2
HARMONY/B2

B-205




POEMA/B4

B-401



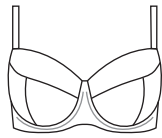
MOON/B1
THALIA/B1

B-107



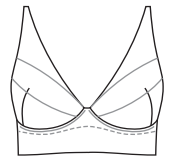
ONYX/B2

B-206



CHARLIZE/B4
FEBE/B4
PORTO/B4

B-402



CHARLIZE/PG1

PG-103



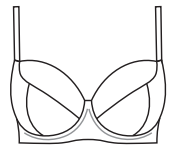
THALIA/B2

B-210




CLIO/B4
IRIS/B4
MOON/B4
THALIA/B4

B-406



PAMELA/B2

B-201



DAPHNE/B3
EUPHORIA/B3
HARMONY/B3

B-301



AURA/B4
PERSE/B4

B-407



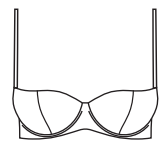
CHARLIZE/B2
DIONE/BE
EUPHORIA/B2
HARMONY/B2
IRIS/B2
MOON/B2
PERSE/B2

B-203



DIONE/B3

B-302A



POEMA/B4

B-411

GORTEKS
LINGERIE

CLASSIC COLLECTION

CARLA/B5
CARLA/F



CARLA/B5
MOULDED CUP BRA B-501

65 B-H, 70 A-H, 75 A-H,
80 B-G, 85 B-F, 90 B-E,
95 B-D



CARLA/B5
MOULDED CUP BRA B-501

65 B-H, 70 A-H, 75 A-H,
80 B-G, 85 B-F, 90 B-E,
95 B-D



CARLA/B5
MOULDED CUP BRA B-501

65 B-H, 70 A-H, 75 A-H,
80 B-G, 85 B-F, 90 B-E,
95 B-D



CARLA/S
THONG

Sizes: 36-46



CARLA/S
THONG

Sizes: 36-46



CARLA/S
THONG

Sizes: 36-46



CARLA/F
PANTY

Sizes: 36-48



CARLA/F
PANTY

Sizes: 36-48



CARLA/F
PANTY

Sizes: 36-48

CHARLIZE/B2
CHARLIZE/S



CHARLIZE/PG1
PUSH-UP HALF-CORSET PG-103

65 B-F, 70 A-F, 75 A-E,
80 B-D, 85 B-C



CHARLIZE/B2
SOFT BRA B-203

65 B-F, 70 A-F, 75 A-E,
80 B-D, 85 B-C



CHARLIZE/B4
PADDED BRA B-402

65 C-H, 70 B-H, 75 B-H,
80 B-H, 85 B-H, 90 B-H,
95 B-G, 100 D-F



CHARLIZE/K
CAMISOLE

Sizes: 36-46



CHARLIZE/BO
BODY

Sizes: 36-46



CHARLIZE/S
THONG

Sizes: 36-46



CHARLIZE/F
PANTY

Sizes: 36-48

CHARLIZE/PG1

CHARLIZE/F



CHARLIZE/PG1
PUSH-UP HALF-CORSET PG-103

65 B-F, 70 A-F, 75 A-E,
80 B-D, 85 B-C



CHARLIZE/B2
SOFT BRA B-203

65 B-F, 70 A-F, 75 A-E,
80 B-D, 85 B-C



CHARLIZE/B4
PADDED BRA B-402

65 C-H, 70 B-H, 75 B-H,
80 B-H, 85 B-H, 90 B-H,
95 B-G, 100 D-F



CHARLIZE/K
CAMISOLE

Sizes: 36-46



CHARLIZE/BO
BODY

Sizes: 36-46



CHARLIZE/S
THONG

Sizes: 36-46



CHARLIZE/F
PANTY

Sizes: 36-48

CHARLIZE/B4
CHARLIZE/F



CHARLIZE/PG1
PUSH-UP HALF-CORSET PG-103

65 B-F, 70 A-F, 75 A-E,
80 B-D, 85 B-C



CHARLIZE/B2
SOFT BRA B-203

65 B-F, 70 A-F, 75 A-E,
80 B-D, 85 B-C



CHARLIZE/B4
PADDED BRA B-402

65 C-H, 70 B-H, 75 B-H,
80 B-H, 85 B-H, 90 B-H,
95 B-G, 100 D-F



CHARLIZE/K
CAMISOLE

Sizes: 36-46



CHARLIZE/BO
BODY

Sizes: 36-46



CHARLIZE/S
THONG

Sizes: 36-46



CHARLIZE/F
PANTY

Sizes: 36-48

CHARLIZE/B4
CHARLIZE/F



CHARLIZE/PG1
PUSH-UP HALF-CORSET PG-103

65 B-F, 70 A-F, 75 A-E,
80 B-D, 85 B-C



CHARLIZE/B2
SOFT BRA B-203

65 B-F, 70 A-F, 75 A-E,
80 B-D, 85 B-C



CHARLIZE/B4
PADDED BRA B-402

65 C-H, 70 B-H, 75 B-H,
80 B-H, 85 B-H, 90 B-H,
95 B-G, 100 D-F



CHARLIZE/K
CAMISOLE

Sizes: 36-46



CHARLIZE/BO
BODY

Sizes: 36-46



CHARLIZE/S
THONG

Sizes: 36-46



CHARLIZE/F
PANTY

Sizes: 36-48

DESIRE/B2
DESIRE/F



DESIRE/B2
SOFT BRA B-204
Sizes: 36-42



DESIRE/B2
SOFT BRA B-204
Sizes: 36-42



DESIRE/B2
SOFT BRA B-204
Sizes: 36-42



DESIRE/S
THONG
Sizes: 36-42



DESIRE/S
THONG
Sizes: 36-42



DESIRE/S
THONG
Sizes: 36-42



DESIRE/F
PANTY
Sizes: 36-42



DESIRE/F
PANTY
Sizes: 36-42



DESIRE/F
PANTY
Sizes: 36-42

FIORE/B2
FIORE/F



FIORE/B2
SOFT BRA B-205

65 E-J, 70 D-J, 75 C-J,
80 B-J, 85 B-J, 90 B-J,
95 B-I, 100 D-H



FIORE/B2
SOFT BRA B-205

65 E-J, 70 D-J, 75 C-J,
80 B-J, 85 B-J, 90 B-J,
95 B-I, 100 D-H



FIORE/S
THONG

Sizes: 36-46



FIORE/S
THONG

Sizes: 36-46



FIORE/F
PANTY

Sizes: 36-48



FIORE/F
PANTY

Sizes: 36-48

LINDA/B4
LINDA/F



LINDA/B4
PADDED BRA B-400
65 C-H, 70 B-H, 75 B-H,
80 B-H, 85 B-H, 90 B-H,
95 B-G, 100 D-F



LINDA/B4
PADDED BRA B-400
65 C-H, 70 B-H, 75 B-H,
80 B-H, 85 B-H, 90 B-H,
95 B-G, 100 D-F



LINDA/S
THONG
Sizes: 36-46



LINDA/S
THONG
Sizes: 36-46



LINDA/F
PANTY
Sizes: 36-48



LINDA/F
PANTY
Sizes: 36-48



LUNA/B1
PUSH-UP BRA B-103
65 B-F, 70 A-F, 75 A-E,
80 B-D, 85 B-C



LUNA/B2
SOFT BRA B-204
Sizes: 36-42



LUNA/B4
PADDED BRA B-402
65 C-H, 70 B-H, 75 B-H,
80 B-H, 85 B-H, 90 B-H,
95 B-G, 100 D-F



LUNA/B5
MOULDED CUP BRA B-502
65 E-J, 70 D-J, 75 C-J,
80 B-I, 85 B-H, 90 B-G,
95 B-F, 100 D-E



LUNA/S
THONG
Sizes: 36-46



LUNA/BO
BODY
Sizes: 36-46



LUNA/F
PANTY
Sizes: 36-48



LUNA/FW
HIGH WAIST PANTY
Sizes: 36-48

LUNA/B2
LUNA/FW



LUNA/B1
PUSH-UP BRA B-103
65 B-F, 70 A-F, 75 A-E,
80 B-D, 85 B-C



LUNA/B2
SOFT BRA B-204
Sizes: 36-42



LUNA/B4
PADDED BRA B-402
65 C-H, 70 B-H, 75 B-H,
80 B-H, 85 B-H, 90 B-H,
95 B-G, 100 D-F



LUNA/B5
MOULDED CUP BRA B-502
65 E-J, 70 D-J, 75 C-J,
80 B-I, 85 B-H, 90 B-G,
95 B-F, 100 D-E



LUNA/S
THONG
Sizes: 36-46



LUNA/BO
BODY
Sizes: 36-46



LUNA/F
PANTY
Sizes: 36-48



LUNA/FW
HIGH WAIST PANTY
Sizes: 36-48

ONYX/B2
ONYX/FW



ONYX/B2

SOFT BRA B-206

65 E-J, 70 D-J, 75 C-J,
80 B-J, 85 B-J, 90 B-J,
95 B-I, 100 D-H



ONYX/B2

SOFT BRA B-206

65 E-J, 70 D-J, 75 C-J,
80 B-J, 85 B-J, 90 B-J,
95 B-I, 100 D-H



ONYX/S

THONG

Sizes: 36-46



ONYX/S

THONG

Sizes: 36-46



ONYX/F

PANTY

Sizes: 36-48



ONYX/F

PANTY

Sizes: 36-48



ONYX/FW

HIGH WAIST PANTY

Sizes: 36-48



ONYX/FW

HIGH WAIST PANTY

Sizes: 36-48

PAMELA/B2

PAMELA/F



PAMELA/B2

SOFT BRA B-201

65 C-H, 70 B-H, 75 B-H,
80 B-H, 85 B-H, 90 B-H,
95 B-G, 100 D-F



PAMELA/B2

SOFT BRA B-201

65 C-H, 70 B-H, 75 B-H,
80 B-H, 85 B-H, 90 B-H,
95 B-G, 100 D-F



PAMELA/S

THONG

Sizes: 36-46



PAMELA/S

THONG

Sizes: 36-46



PAMELA/F

PANTY

Sizes: 36-48



PAMELA/F

PANTY

Sizes: 36-48

PAMELA/B2

PAMELA/F



PAMELA/B2

SOFT BRA B-201

65 C-H, 70 B-H, 75 B-H,
80 B-H, 85 B-H, 90 B-H,
95 B-G, 100 D-F



PAMELA/B2

SOFT BRA B-201

65 C-H, 70 B-H, 75 B-H,
80 B-H, 85 B-H, 90 B-H,
95 B-G, 100 D-F



PAMELA/S

THONG

Sizes: 36-46



PAMELA/S

THONG

Sizes: 36-46



PAMELA/F

PANTY

Sizes: 36-48



PAMELA/F

PANTY

Sizes: 36-48



PORTO/B1
PUSH-UP BRA B-103
65 B-F, 70 A-F, 75 A-E,
80 B-D, 85 B-C



PORTO/B2
SOFT BRA B-204A
65 B-F, 70 A-F, 75 A-E,
80 B-D, 85 B-C



PORTO/B4
PADDED BRA B-402
65 C-H, 70 B-H, 75 B-H,
80 B-H, 85 B-H, 90 B-H,
95 B-C, 100 D-F



PORTO/BO
BODY
Sizes: 36-46



PORTO/S
THONG
Sizes: 36-46



PORTO/F
PANTY
Sizes: 36-48

SCARLET/B3
SCARLET/F



SCARLET/S
THONG

Sizes: 36-46



SCARLET/B3
HALF-PADDED BRA B-302

65 C-H, 70 B-H, 75 B-H,
80 B-H, 85 B-H, 90 B-H,
95 B-G, 100 D-F



SCARLET/PPN
GARTER BELT

Sizes: 36-48



SCARLET/K
CAMISOLE

Sizes: 36-46



SCARLET/F
PANTY

Sizes: 36-48



SCARLET/MS
MINI-THONG

Sizes: 36-42



SCARLET/SZ
SHORTS

Sizes: 36-48

SCARLET/B3
SCARLET/F



SCARLET/S
THONG

Sizes: 36-46



SCARLET/B3
HALF-PADED BRA B-302

65 C-H, 70 B-H, 75 B-H,
80 B-H, 85 B-H, 90 B-H,
95 B-G, 100 D-F



SCARLET/PPN
GARTER BELT

Sizes: 36-48



SCARLET/K
CAMISOLE

Sizes: 36-46



SCARLET/F
PANTY

Sizes: 36-48



SCARLET/MS
MINI-THONG

Sizes: 36-42



SCARLET/SZ
SHORTS

Sizes: 36-48



SCARLET/S
THONG

Sizes: 36-46



SCARLET/B3
HALF-PADDED BRA B-302

65 C-H, 70 B-H, 75 B-H,
80 B-H, 85 B-H, 90 B-H,
95 B-C, 100 D-F



SCARLET/PPN
GARTER BELT

Sizes: 36-48



SCARLET/K
CAMISOLE

Sizes: 36-46



SCARLET/F
PANTY

Sizes: 36-48



SCARLET/MS
MINI-THONG

Sizes: 36-42



SCARLET/SZ
SHORTS

Sizes: 36-48

VENUS/B5
VENUS/SZ



VENUS/B5
MOULDED CUP BRA B-502

65 E-J, 70 D-J, 75 C-J,
80 B-I, 85 B-H, 90 B-G,
95 B-F, 100 D-E



VENUS/B5
MOULDED CUP BRA B-502

65 E-J, 70 D-J, 75 C-J,
80 B-I, 85 B-H, 90 B-G,
95 B-F, 100 D-E



VENUS/S
THONG
Sizes: 36-46



VENUS/S
THONG
Sizes: 36-46



VENUS/SZ
SHORTS
Sizes: 36-48



VENUS/SZ
SHORTS
Sizes: 36-48

YVETTE/G
YVETTE/MS



YVETTE/S

THONG

Sizes: 36-46



YVETTE/B4

PADDED BRA B-400A

65 C-H, 70 B-H, 75 B-H,
80 B-H, 85 B-H, 90 B-H,
95 B-G, 100 D-F



YVETTE/PPW

GARTER BELT

Sizes: 36-48



YVETTE/PPN

GARTER BELT

Sizes: 36-48



YVETTE/MS

MINI-THONG

Sizes: 36-42



YVETTE/F

PANTY

Sizes: 36-48

YVETTE/B4
YVETTE/F



YVETTE/S
THONG

Sizes: 36-46



YVETTE/B4
PADDED BRA B-400A

65 C-H, 70 B-H, 75 B-H,
80 B-H, 85 B-H, 90 B-H,
95 B-G, 100 D-F



YVETTE/PPW
GARTER BELT

Sizes: 36-48



YVETTE/PPN
GARTER BELT

Sizes: 36-48



YVETTE/MS
MINI-THONG

Sizes: 36-42



YVETTE/F
PANTY

Sizes: 36-48

YVETTE/B4
YVETTE/F



YVETTE/B4
PADDED BRA B-400A
65 C-H, 70 B-H, 75 B-H,
80 B-H, 85 B-H, 90 B-H,
95 B-G, 100 D-F



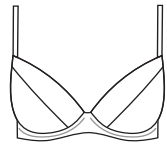
YVETTE/S
THONG
Sizes: 36-46



YVETTE/F
PANTY
Sizes: 36-48


CONSTRUCTIONS

CLASSIC COLLECTION



LUNA/B1

B-103



ONYX/B2

B-206



CHARLIZE/PG1

PG-103




SCARLET/B3

B-302



PAMELA/B2

B-201



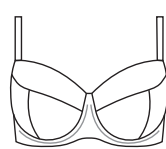
LINDA/B4
YVETTE/B4

B-400 | B-400A



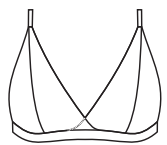
CHARLIZE/B2

B-203



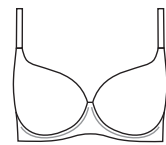
CHARLIZE/B4
LUNA/B4

B-402



DESIRE/B2
LUNA/B2
PORTO/B2

B-204 | B-204A



CARLA/B5

B-501



FIORE/B2

B-205



LUNA/B5
VENUS/B5

B-502

SIZE CHARTS

B-101, B-103, B-107 |
PG-103 | B-203, B-204A,
B-210 | B-410

	65	70	75	80	85
A					
B					
C					
D					
E					
F					

B-201 | B-301, B-302, B-302A |
B-400, B-400A, B-401, B-402,
B-406, B-407

	65	70	75	80	85	90	95	100
B								
C								
D								
E								
F								
G								
H								

B-205

	65	70	75	80	85	90	95	100
B								
C								
D								
E								
F								
G								
H								
I								
J								

B-206

	65	70	75	80	85	90	95	100
B								
C								
D								
E								
F								
G								
H								
I								
J								

B-309

	65	70	75	80	85	90	95	100
B								
C								
D								
E								
F								
G								
H								
I								
J								
K								

B-501

	65	70	75	80	85	90	95
A							
B							
C							
D							
E							
F							
G							
H							

B-502

	65	70	75	80	85	90	95	100
B								
C								
D								
E								
F								
G								
H								
I								
J								

SYMBOLS

- | | |
|-----------------------------------|----------------------------|
| B1 PUSH-UP BRA | BO BODY |
| B2 SOFT BRA | K CAMISOLE |
| B3 HALF-PADED BRA | MS MINI-THONG |
| B4 PADDED BRA | S THONG |
| B5 MOULDED CUP BRA | F PANTY |
| PG1 PUSH-UP HALF-CORSET | FW HIGH WAIST PANTY |
| PPN LOW WAIST GARTER BELT | SZ SHORTS |
| PPW HIGH WAIST GARTER BELT | |



„GORTEKS” sp. z o. o. sp. k.
Al. Jana Pawła II 79 C
15-704 Białystok, Poland
telephone: +48 85 65 24 777
e-mail: sales@gorteks.com.pl

Please visit our B2B platform: <https://b2b.gorteks.com.pl/>



/ gorteks



/ gortekslingerie