



GORTEKS

LINGERIE DE FEMME

AUTUMN/WINTER 2021
COLLECTION



GORTEKS

LINGERIE DE FEMME

AUTUMN/WINTER 2021 COLLECTION

ASTRA/B2
ASTRA/FW



ASTRA/B2
SOFT BRA B-204

Sizes: 36-42



ASTRA/B3
HALF-PADDED BRA B-301

65 C-H, 70 B-H, 75 B-H,
80 B-H, 85 B-H, 90 B-H,
95 B-G, 100 D-F



ASTRA/B4
PADDED BRA B-402

65 C-H, 70 B-H, 75 B-H,
80 B-H, 85 B-H, 90 B-H,
95 B-G, 100 D-F



ASTRA/BO
BODY

Sizes: 36-46



ASTRA/S
THONG

Sizes: 36-46



ASTRA/FW
HIGH WAIST PANTY

Sizes: 36-48



ECHO/B1
PUSH-UP BRA B-103
65 B-F, 70 A-F, 75 A-E,
80 B-D, 85 B-C



ECHO/B3
HALF-PADDED BRA B-302A
65 D-H, 70 C-J, 75 B-K,
80 B-K, 85 B-K, 90 B-J,
95 B-I, 100 C-H



ECHO/B4
PADDED BRA B-406
65 C-H, 70 B-H, 75 B-H,
80 B-H, 85 B-H, 90 B-H,
95 B-G, 100 D-F



ECHO/S
THONG
Sizes: 36-46



ECHO/F
PANTY
Sizes: 36-48

FLORA/B3
FLORA/F



FLORA/B1
PUSH-UP BRA B-103

65 B-F, 70 A-F, 75 A-E,
80 B-D, 85 B-C



FLORA/B3
HALF-PADDED BRA B-301

65 C-H, 70 B-H, 75 B-H,
80 B-H, 85 B-H, 90 B-H,
95 B-G, 100 D-F



FLORA/S
THONG

Sizes: 36-46



FLORA/F
PANTY

Sizes: 36-48



HEBE/B1

PUSH-UP BRA B-103

65 B-F, 70 A-F, 75 A-E,
80 B-D, 85 B-C



HEBE/B4

PADDED BRA B-402

65 C-H, 70 B-H, 75 B-H,
80 B-H, 85 B-H, 90 B-H,
95 B-G, 100 D-F



HEBE/S

THONG

Sizes: 36-46



HEBE/F

PANTY

Sizes: 36-48

HELENE/B2
HELENE/F



HELENE/B2

SOFT BRA B-205

65 E-J, 70 D-J, 75 C-J,
80 B-J, 85 B-J, 90 B-J,
95 B-I, 100 D-H



HELENE/S

THONG

Sizes: 36-46



HELENE/F

PANTY

Sizes: 36-48

JUNO/B4
JUNO/F
JUNO/B2



JUNO/B2
SOFT BRA B-204

Sizes: 36-42



JUNO/B3
HALF-PADDED BRA B-302A

65 D-H, 70 C-J, 75 B-K,
80 B-K, 85 B-K, 90 B-J,
95 B-I, 100 C-H



JUNO/B4
PADDED BRA B-407

65 C-H, 70 B-H, 75 B-H,
80 B-H, 85 B-H, 90 B-H,
95 B-G, 100 D-F



JUNO/S
THONG

Sizes: 36-46



JUNO/F
PANTY

Sizes: 36-48



MOON/B4
MOON/FW
MOON/BO



MOON/B1
PUSH-UP BRA B-101
65 B-F, 70 A-F, 75 A-E,
80 B-D, 85 B-C



MOON/B2
SOFT BRA B-203
65 B-F, 70 A-F, 75 A-E,
80 B-D, 85 B-C



MOON/B4
PADDED BRA B-406
65 C-H, 70 B-H, 75 B-H,
80 B-H, 85 B-H, 90 B-H,
95 B-C, 100 D-F



MOON/BO
BODY
Sizes: 36-46



MOON/S
THONG
Sizes: 36-46



MOON/FW
HIGH WAIST PANTY
Sizes: 36-48

PAMELA/B2

PAMELA/F



PAMELA/B2

SOFT BRA B-201

65 C-H, 70 B-H, 75 B-H,
80 B-H, 85 B-H, 90 B-H,
95 B-G, 100 D-F



PAMELA/S

THONG

Sizes: 36-46



PAMELA/F

PANTY

Sizes: 36-48

PAMELA/B2

PAMELA/F



PAMELA/B2

SOFT BRA B-201

65 C-H, 70 B-H, 75 B-H,
80 B-H, 85 B-H, 90 B-H,
95 B-G, 100 D-F



PAMELA/S

THONG

Sizes: 36-46



PAMELA/F

PANTY

Sizes: 36-48

PANDORA/B1
PANDORA/S



PANDORA/B1

PUSH-UP BRA B-103

65 B-F, 70 A-F, 75 A-E,
80 B-D, 85 B-C



PANDORA/B3

HALF-PADDED BRA B-301

65 C-H, 70 B-H, 75 B-H,
80 B-H, 85 B-H, 90 B-H,
95 B-G, 100 D-F



PANDORA/S

THONG

Sizes: 36-46



PANDORA/F

PANTY

Sizes: 36-48



PORTO/B1
PUSH-UP BRA B-103
65 B-F, 70 A-F, 75 A-E,
80 B-D, 85 B-C



PORTO/B2
SOFT BRA B-204A
65 B-F, 70 A-F, 75 A-E,
80 B-D, 85 B-C



PORTO/B4
PADDED BRA B-402
65 C-H, 70 B-H, 75 B-H,
80 B-H, 85 B-H, 90 B-H,
95 B-C, 100 D-F



PORTO/BO
BODY
Sizes: 36-46



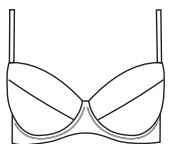
PORTO/S
THONG
Sizes: 36-46



PORTO/F
PANTY
Sizes: 36-48

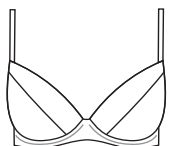
CONSTRUCTIONS

AUTUMN/WINTER 2021 COLLECTION



MOON/B1

B-101



ECHO/B1
FLORA/B1
HEBE/B1
PANDORA/B1
PORTO/B1

B-103



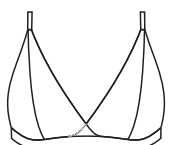
PAMELA/B2

B-201



MOON/B2

B-203



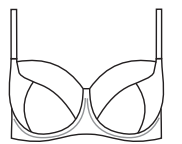
ASTRA/B2
JUNO/B2
PORTO/B2

B-204 | B-204A



HELENE/B2

B-205



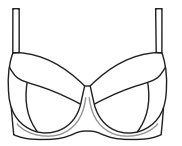
ASTRA/B3
FLORA/B3
PANDORA/B3

B-301



ECHO/B3
JUNO/B3

B-302A



ASTRA/B4
HEBE/B4
PORTO/B4

B-402



ECHO/B4
MOON/B4

B-406



JUNO/B4

B-407



GORTEKS

LINGERIE DE FEMME

CLASSIC COLLECTION

CARLA/B5
CARLA/F



CARLA/B5

MOULDED CUP BRA B-501

65 B-H, 70 A-H, 75 A-H,
80 B-G, 85 B-F, 90 B-E,
95 B-D



CARLA/B5

MOULDED CUP BRA B-501

65 B-H, 70 A-H, 75 A-H,
80 B-G, 85 B-F, 90 B-E,
95 B-D



CARLA/B5

MOULDED CUP BRA B-501

65 B-H, 70 A-H, 75 A-H,
80 B-G, 85 B-F, 90 B-E,
95 B-D



CARLA/S

THONG

Sizes: 36-46



CARLA/S

THONG

Sizes: 36-46



CARLA/S

THONG

Sizes: 36-46



CARLA/F

PANTY

Sizes: 36-48



CARLA/F

PANTY

Sizes: 36-48



CARLA/F

PANTY

Sizes: 36-48

CELINE/B1
CELINE/MS
CELINE/PPN



CELINE/B1
PUSH-UP BRA B-101
65 B-F, 70 A-F, 75 A-E,
80 B-D, 85 B-C



CELINE/B4
PADDED BRA B-402
65 C-H, 70 B-H, 75 B-H,
80 B-H, 85 B-H, 90 B-H,
95 B-C, 100 D-F



CELINE/MS
MINI-THONG
Sizes: 36-42



CELINE/G
PUSH-UP CORSET G-100
65 B-F, 70 A-F, 75 A-E,
80 B-D, 85 B-C



CELINE/S
THONG
Sizes: 36-46



CELINE/F
PANTY
Sizes: 36-48



CELINE/PPN
GARTER BELT
Sizes: 36-48

CHARLIZE/B2
CHARLIZE/S



CHARLIZE/PG1
PUSH-UP HALF-CORSET PG-103

65 B-F, 70 A-F, 75 A-E,
80 B-D, 85 B-C



CHARLIZE/B2
SOFT BRA B-203

65 B-F, 70 A-F, 75 A-E,
80 B-D, 85 B-C



CHARLIZE/B4
PADDED BRA B-402

65 C-H, 70 B-H, 75 B-H,
80 B-H, 85 B-H, 90 B-H,
95 B-G, 100 D-F



CHARLIZE/K
CAMISOLE

Sizes: 36-46



CHARLIZE/BO
BODY

Sizes: 36-46



CHARLIZE/S
THONG

Sizes: 36-46



CHARLIZE/F
PANTY

Sizes: 36-48



CHARLIZE/PG1
PUSH-UP HALF-CORSET PG-103

65 B-F, 70 A-F, 75 A-E,
80 B-D, 85 B-C



CHARLIZE/B2
SOFT BRA B-203

65 B-F, 70 A-F, 75 A-E,
80 B-D, 85 B-C



CHARLIZE/B4
PADDED BRA B-402

65 C-H, 70 B-H, 75 B-H,
80 B-H, 85 B-H, 90 B-H,
95 B-G, 100 D-F



CHARLIZE/K
CAMISOLE

Sizes: 36-46



CHARLIZE/BO
BODY

Sizes: 36-46



CHARLIZE/S
THONG

Sizes: 36-46



CHARLIZE/F
PANTY

Sizes: 36-48

CHARLIZE/B4
CHARLIZE/F



CHARLIZE/PG1
PUSH-UP HALF-CORSET PG-103

65 B-F, 70 A-F, 75 A-E,
80 B-D, 85 B-C



CHARLIZE/B2
SOFT BRA B-203

65 B-F, 70 A-F, 75 A-E,
80 B-D, 85 B-C



CHARLIZE/B4
PADDED BRA B-402

65 C-H, 70 B-H, 75 B-H,
80 B-H, 85 B-H, 90 B-H,
95 B-G, 100 D-F



CHARLIZE/K
CAMISOLE

Sizes: 36-46



CHARLIZE/BO
BODY

Sizes: 36-46



CHARLIZE/S
THONG

Sizes: 36-46



CHARLIZE/F
PANTY

Sizes: 36-48

DESIRE/B2
DESIRE/F



DESIRE/B2

SOFT BRA B-204

Sizes: 36-42



DESIRE/B2

SOFT BRA B-204

Sizes: 36-42



DESIRE/B2

SOFT BRA B-204

Sizes: 36-42



DESIRE/S

THONG

Sizes: 36-42



DESIRE/S

THONG

Sizes: 36-42



DESIRE/S

THONG

Sizes: 36-42



DESIRE/F

PANTY

Sizes: 36-42



DESIRE/F

PANTY

Sizes: 36-42



DESIRE/F

PANTY

Sizes: 36-42

DITA/B1
DITA/F1



DITA/B1

PUSH-UP BRA B-107

65 B-F, 70 A-F, 75 A-E,
80 B-D, 85 B-C



DITA/B4

PADDLED BRA B-407

65 C-H, 70 B-H, 75 B-H,
80 B-H, 85 B-H, 90 B-H,
95 B-G, 100 D-F



DITA/S

THONG

Sizes: 36-46



DITA/F1

PANTY

Sizes: 36-48



DITA/F2

PANTY

Sizes: 36-48



DITA/G

PUSH-UP CORSET G-107

65 B-F, 70 A-F, 75 A-E,
80 B-D, 85 B-C

FIORE/B2
FIORE/F



FIORE/B2
SOFT BRA B-205

65 E-J, 70 D-J, 75 C-J,
80 B-J, 85 B-J, 90 B-J,
95 B-I, 100 D-H



FIORE/B2
SOFT BRA B-205

65 E-J, 70 D-J, 75 C-J,
80 B-J, 85 B-J, 90 B-J,
95 B-I, 100 D-H



FIORE/S
THONG

Sizes: 36-46



FIORE/S
THONG

Sizes: 36-46



FIORE/F
PANTY

Sizes: 36-48



FIORE/F
PANTY

Sizes: 36-48

G-058/B4

G-058/F



G-058/B4
PADDED BRA B-400

65 C-H, 70 B-H, 75 B-H,
80 B-H, 85 B-H, 90 B-H,
95 B-G, 100 D-F



G-058/B4
PADDED BRA B-400

65 C-H, 70 B-H, 75 B-H,
80 B-H, 85 B-H, 90 B-H,
95 B-G, 100 D-F



G-058/S
THONG

Sizes: 36-46



G-058/S
THONG

Sizes: 36-46



G-058/F
PANTY

Sizes: 36-48



G-058/F
PANTY

Sizes: 36-48

G-246/B4

G-246/F



G-246/B4

PADDED BRA B-400B

65 C-H, 70 B-H, 75 B-H,
80 B-H, 85 B-H, 90 B-H,
95 B-G, 100 D-F



G-246/B4

PADDED BRA B-400B

65 C-H, 70 B-H, 75 B-H,
80 B-H, 85 B-H, 90 B-H,
95 B-G, 100 D-F



G-246/B4

PADDED BRA B-400B

65 C-H, 70 B-H, 75 B-H,
80 B-H, 85 B-H, 90 B-H,
95 B-G, 100 D-F



G-246/S

THONG

Sizes: 36-46



G-246/S

THONG

Sizes: 36-46



G-246/S

THONG

Sizes: 36-46



G-246/F

PANTY

Sizes: 36-48



G-246/F

PANTY

Sizes: 36-48



G-246/F

PANTY

Sizes: 36-48

LINDA/B1
LINDA/F



LINDA/B1
PUSH-UP BRA B-105
65 B-F, 70 A-F, 75 A-E,
80 B-D, 85 B-C



LINDA/B4
PADDED BRA B-400
65 C-H, 70 B-H, 75 B-H,
80 B-H, 85 B-H, 90 B-H,
95 B-G, 100 D-F



LINDA/S
THONG
Sizes: 36-46



LINDA/F
PANTY
Sizes: 36-48

LINDA/B4
LINDA/F



LINDA/B1
PUSH-UP BRA B-105
65 B-F, 70 A-F, 75 A-E,
80 B-D, 85 B-C



LINDA/B4
PADDED BRA B-400
65 C-H, 70 B-H, 75 B-H,
80 B-H, 85 B-H, 90 B-H,
95 B-G, 100 D-F



LINDA/S
THONG
Sizes: 36-46



LINDA/F
PANTY
Sizes: 36-48



LUNA/B1
PUSH-UP BRA B-103
65 B-F, 70 A-F, 75 A-E,
80 B-D, 85 B-C



LUNA/B2
SOFT BRA B-204
Sizes: 36-42



LUNA/B4
PADDED BRA B-402
65 C-H, 70 B-H, 75 B-H,
80 B-H, 85 B-H, 90 B-H,
95 B-G, 100 D-F



LUNA/BO
BODY
Sizes: 36-46



LUNA/B5
MOULDED CUP BRA B-502
65 E-J, 70 D-J, 75 C-J,
80 B-I, 85 B-H, 90 B-G,
95 B-F, 100 D-E



LUNA/S
THONG
Sizes: 36-46



LUNA/F
PANTY
Sizes: 36-48



LUNA/FW
HIGH WAIST PANTY
Sizes: 36-48

PAMELA/B2
PAMELA/F



PAMELA/B2

SOFT BRA B-201

65 C-H, 70 B-H, 75 B-H,
80 B-H, 85 B-H, 90 B-H,
95 B-G, 100 D-F



PAMELA/B2

SOFT BRA B-201

65 C-H, 70 B-H, 75 B-H,
80 B-H, 85 B-H, 90 B-H,
95 B-G, 100 D-F



PAMELA/B2

SOFT BRA B-201

65 C-H, 70 B-H, 75 B-H,
80 B-H, 85 B-H, 90 B-H,
95 B-G, 100 D-F



PAMELA/S

THONG

Sizes: 36-46



PAMELA/S

THONG

Sizes: 36-46



PAMELA/S

THONG

Sizes: 36-46



PAMELA/F

PANTY

Sizes: 36-48



PAMELA/F

PANTY

Sizes: 36-48



PAMELA/F

PANTY

Sizes: 36-48

SCARLET/B3
SCARLET/F



SCARLET/S
THONG

Sizes: 36-46



SCARLET/B3
HALF-PADDED BRA B-302

65 C-H, 70 B-H, 75 B-H,
80 B-H, 85 B-H, 90 B-H,
95 B-G, 100 D-F



SCARLET/PPN
GARTER BELT

Sizes: 36-48



SCARLET/K
CAMISOLE

Sizes: 36-46



SCARLET/F
PANTY

Sizes: 36-48



SCARLET/MS
MINI-THONG

Sizes: 36-42



SCARLET/SZ
SHORTS

Sizes: 36-48

SCARLET/B3
SCARLET/F



SCARLET/S
THONG

Sizes: 36-46



SCARLET/B3
HALF-PADDED BRA B-302

65 C-H, 70 B-H, 75 B-H,
80 B-H, 85 B-H, 90 B-H,
95 B-G, 100 D-F



SCARLET/PPN
GARTER BELT

Sizes: 36-48



SCARLET/K
CAMISOLE

Sizes: 36-46



SCARLET/F
PANTY

Sizes: 36-48



SCARLET/MS
MINI-THONG

Sizes: 36-42



SCARLET/SZ
SHORTS

Sizes: 36-48



SCARLET/S
THONG

Sizes: 36-46



SCARLET/B3
HALF-PADDED BRA B-302

65 C-H, 70 B-H, 75 B-H,
80 B-H, 85 B-H, 90 B-H,
95 B-C, 100 D-F



SCARLET/PPN
GARTER BELT

Sizes: 36-48



SCARLET/K
CAMISOLE

Sizes: 36-46



SCARLET/F
PANTY

Sizes: 36-48



SCARLET/MS
MINI-THONG

Sizes: 36-42



SCARLET/SZ
SHORTS

Sizes: 36-48

VENUS/B5
VENUS/SZ



VENUS/B5
MOULDED CUP BRA B-502
65 E-J, 70 D-J, 75 C-J,
80 B-I, 85 B-H, 90 B-G,
95 B-F, 100 D-E



VENUS/B5
MOULDED CUP BRA B-502
65 E-J, 70 D-J, 75 C-J,
80 B-I, 85 B-H, 90 B-G,
95 B-F, 100 D-E



VENUS/S
THONG
Sizes: 36-46



VENUS/S
THONG
Sizes: 36-46



VENUS/SZ
SHORTS
Sizes: 36-48



VENUS/SZ
SHORTS
Sizes: 36-48

YVETTE/G
YVETTE/MS



YVETTE/S

THONG

Sizes: 36-46



YVETTE/B4

PADDED BRA B-400A

65 C-H, 70 B-H, 75 B-H,
80 B-H, 85 B-H, 90 B-H,
95 B-G, 100 D-F



YVETTE/PPW

GARTER BELT

Sizes: 36-48



YVETTE/G

PUSH-UP CORSET G-100

65 B-F, 70 A-F, 75 A-E,
80 B-D, 85 B-C



YVETTE/PPN

GARTER BELT

Sizes: 36-48



YVETTE/MS

MINI-THONG

Sizes: 36-42



YVETTE/F

PANTY

Sizes: 36-48

YVETTE/B4
YVETTE/F



YVETTE/S

THONG

Sizes: 36-46



YVETTE/B4

PADDED BRA B-400A

65 C-H, 70 B-H, 75 B-H,
80 B-H, 85 B-H, 90 B-H,
95 B-G, 100 D-F



YVETTE/PPW

GARTER BELT

Sizes: 36-48



YVETTE/G

PUSH-UP CORSET G-100

65 B-F, 70 A-F, 75 A-E,
80 B-D, 85 B-C



YVETTE/PPN

GARTER BELT

Sizes: 36-48



YVETTE/MS

MINI-THONG

Sizes: 36-42



YVETTE/F

PANTY

Sizes: 36-48

YVETTE/B4
YVETTE/F



YVETTE/B4
PADDED BRA B-400A

65 C-H, 70 B-H, 75 B-H,
80 B-H, 85 B-H, 90 B-H,
95 B-G, 100 D-F



YVETTE/S
THONG

Sizes: 36-46

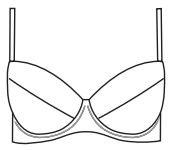


YVETTE/F
PANTY

Sizes: 36-48

CONSTRUCTIONS

CLASSIC COLLECTION



CELINE/B1

B-101



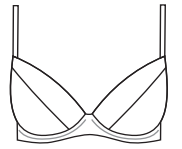
CHARLIZE/B2

B-203



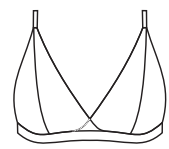
DITA/B4

B-407



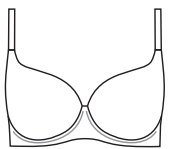
LUNA/B1

B-103



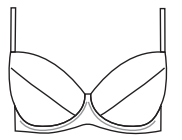
DESIRE/B2
LUNA/B2

B-204




CARLA/B5

B-501



LINDA/B1

B-105



FIGIORE/B2

B-205



LUNA/B5
VENUS/B5

B-502



DITA/B1

B-107



SCARLET/B3

B-302



CHARLIZE/PG1

PG-103



G-058/B4
G-246/B4
LINDA/B4
YVETTE/B4

**B-400 | B-400A
B-400B**



PAMELA/B2

B-201



CELINE/B4
CHARLIZE/B4
LUNA/B4

B-402

SIZE CHARTS

B-101, B-103, B-105, B-107 |
B-203, B-204A | PG-103 |
G-100, G-107

	65	70	75	80	85
A		•	•		
B	•	•	•	•	•
C	•	•	•	•	•
D	•	•	•	•	
E	•	•	•		
F	•	•			

B-201 | B-301, B-302, B-302A |
B-400, B-400A, B-400B, B-401,
B-402, B-406, B-407

	65	70	75	80	85	90	95	100
B		•	•	•	•	•	•	
C	•	•	•	•	•	•	•	
D	•	•	•	•	•	•	•	
E	•	•	•	•	•	•	•	
F	•	•	•	•	•	•	•	
G	•	•	•	•	•	•	•	
H	•	•	•	•	•	•	•	

B-205

	65	70	75	80	85	90	95	100
B				•	•	•	•	
C			•	•	•	•	•	
D	•	•	•	•	•	•	•	
E	•	•	•	•	•	•	•	
F	•	•	•	•	•	•	•	
G	•	•	•	•	•	•	•	
H	•	•	•	•	•	•	•	
I	•	•	•	•	•	•	•	
J	•	•	•	•	•	•	•	

B-302A ECHO, JUNO

	65	70	75	80	85	90	95	100
B				•	•	•	•	
C			•	•	•	•	•	
D	•	•	•	•	•	•	•	
E	•	•	•	•	•	•	•	
F	•	•	•	•	•	•	•	
G	•	•	•	•	•	•	•	
H	•	•	•	•	•	•	•	
I	•	•	•	•	•	•	•	
J	•	•	•	•	•	•	•	
K		•	•	•				

B-501

	65	70	75	80	85	90	95
A		•	•				
B	•	•	•	•	•	•	•
C	•	•	•	•	•	•	•
D	•	•	•	•	•	•	•
E	•	•	•	•	•	•	•
F	•	•	•	•	•	•	•
G	•	•	•	•	•	•	•
H	•	•	•	•	•	•	•

B-502

	65	70	75	80	85	90	95	100
B				•	•	•	•	
C			•	•	•	•	•	
D	•	•	•	•	•	•	•	
E	•	•	•	•	•	•	•	
F	•	•	•	•	•	•	•	
G	•	•	•	•	•	•	•	
H	•	•	•	•	•	•	•	
I	•	•	•	•	•	•	•	
J	•	•	•	•	•	•	•	

SYMBOLS

B1 PUSH-UP BRA

B2 SOFT BRA

B3 HALF-PADDED BRA

B4 PADDED BRA

B5 MOULDED CUP BRA

PG1 PUSH-UP HALF-CORSET

PPN LOW WAIST GARTER BELT

PPW HIGH WAIST GARTER BELT

BO BODY

G CORSET

K CAMISOLE

MS MINI-THONG

S THONG

F PANTY

FW HIGH WAIST PANTY

SZ SHORTS



„GORTEKS” sp. z o. o. sp. k.
Al. Jana Pawła II 79 C
15-704 Białystok, Poland
telephone: +48 85 65 24 777
e-mail: sales@gorteks.com.pl

Please visit our B2B platform: <https://b2b.gorteks.com.pl/>



/ gorteks



/ gortekslingerie